

Advantages of Tara LED Landscape Lighting

for the Homeowner...

- **Spectacular Effects**
 - * Even Illumination - No Dark Zones
 - * Warm White Light Colors
 - * No UV or IR to Attract Insects
 - * Night Sky Friendly
- **Green Product**
 - * Energy Efficient - Uses Up To 90% Less Electricity
 - * Low Heat - Cool to the Touch
 - * No Mercury or Hazardous Materials
 - * Eco-Friendly Fixtures
- **Unsurpassed Design**
 - * Long Life - Over 20 Years with Normal Use
 - * Fully Dimmable Using Select Controls
 - * Compact and Durable
- **Made in the USA**

for the Installer...

- **No Hassle Installation**
 - * Less Labor - Quick Connections
 - * Easy to Conceal
 - * Wide Range of Adjustability
- **Smart Power Supplies**
 - * Low Line Losses
 - * Small Size
 - * Auto Reset Short Protection
 - * Efficient at Any Load
 - * Very Long Life

for the Dealer...

- **No Headache Product**
 - * Simple Order Forms
 - * Short Lead Times
 - * No Call-Backs after Install
- **Enhanced Margins**
 - * Competitive Pricing - Factory Direct
 - * Not Sold On-Line

The Lighting Division



Life in a New Light

www.thelightingdivision.com


The Lighting Division
100 Boxart Street - Suite 230
Rochester, NY 14612
Phone: 585.697.0093
Fax: 585.663.1432

Revised 11.10.2008

Application Photos - Decks and Stairs



Deck Railings - Tara Bright Hardscape Fixtures
Gazebo Ceiling - Tara Nova Hardscape Fixtures



Circular Stair Treads:
Tara Night Light Hardscape Fixtures

Retaining Wall:
Tara Standard Hardscape Fixtures

Stair Deck Railings:
Tara Bright Hardscape Fixtures (7,300K)

The Lighting Division



Life in a New Light

All Fixtures on This Page are
Warm White (2,800K) except as noted

www.thelightingdivision.com

The Lighting Division
100 Boxart Street - Suite 230
Rochester, NY 14612
Phone: 585.697.0093
Fax: 585.663.1432

Revised 11.10.2008

Application Photos - Outdoor Living



Arbor Downlight - Tara Bright
Hardscape Fixture in Tech White with
Diffuser Insert



Outdoor Kitchen - Tara Standard
Hardscape Fixture in Warm White

Outdoor Grill Station - Tara Standard
Hardscape Fixture in Warm White



The Lighting Division



Life in a New Light

www.thelightingdivision.com

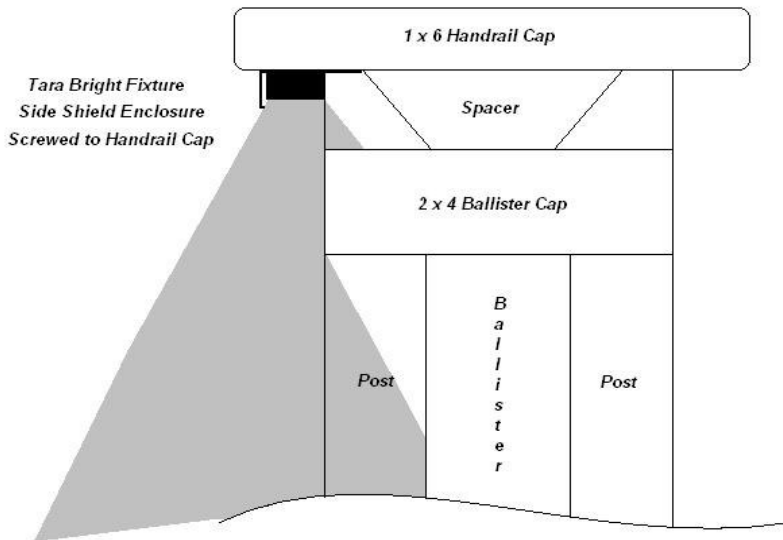
The Lighting Division
100 Boxart Street - Suite 230
Rochester, NY 14612
Phone: 585.697.0093
Fax: 585.663.1432

Revised 11.10.2008

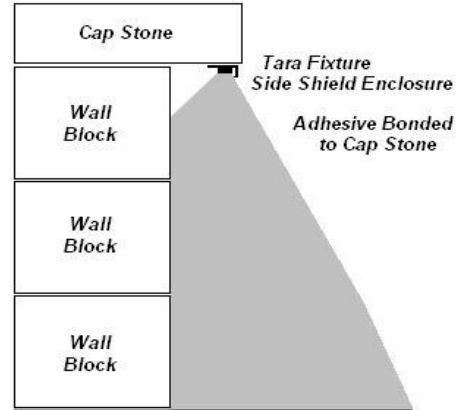
Mounting Methods in Pictures

(these are just a few of the many ways...)

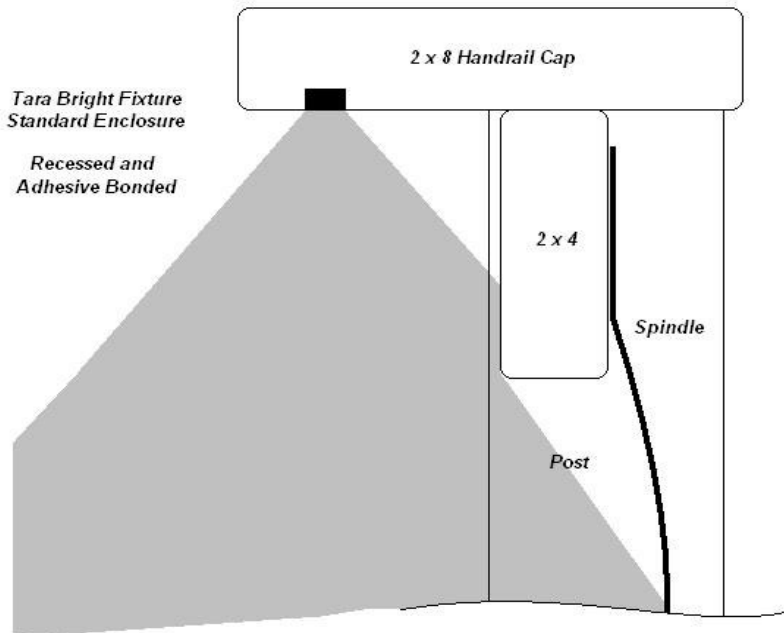
Gazebo Deck Railing Downlight



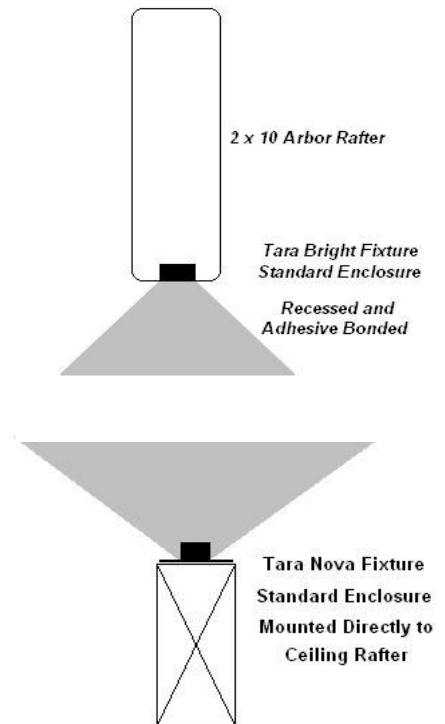
Hardscape Downlight



Recessed Deck Rail Downlight



Arbor Downlight



Gazebo Uplight

The Lighting Division



Life in a New Light

www.thelightingdivision.com

The Lighting Division
 100 Boxart Street - Suite 230
 Rochester, NY 14612
 Phone: 585.697.0093
 Fax: 585.663.1432

Revised 01.07.2009

The Lighting Division



Life in a New Light

The Lighting Division
 100 Boxart Street - Suite 230
 Rochester, NY 14612
 Phone: 585.697.0093
 Fax: 585.663.1432
www.thelightingdivision.com

Tara Hardscape Fixture



Tara Nova Fixture

Light Level: Very Bright

Model Number	Fixture Length (Inches)	# of LEDs	Wattage
TBT-060-xx-y	6.00	4	3
TBT-120-xx-y	12.00	8	6
TBT-240-xx-y	24.00	16	12
TBT-480-xx-y	48.00	32	24

Tara Accent Fixture

Light Level: Bright

Model Number	Fixture Length (Inches)	# of LEDs	Wattage
TBH-055-xx-y	5.00	3	0.4
TBH-145-xx-y	14.00	9	1.2
TBH-235-xx-y	23.00	15	1.9
TBH-325-xx-y	32.00	21	2.7
TBH-460-xx-y	45.50	30	3.8

Light Level: Standard

Model Number	Fixture Length (Inches)	# of LEDs	Wattage
TB-085-xx-y	8.00	3	0.4
TB-175-xx-y	17.00	6	0.8
TB-355-xx-y	35.00	12	1.5
TB-445-xx-y	44.00	15	1.9

Light Level: Night Light

Model Number	Fixture Length (Inches)	# of LEDs	Wattage
TCN-145-xx-y	14.00	3	0.4
TCN-325-xx-y	32.00	6	0.8

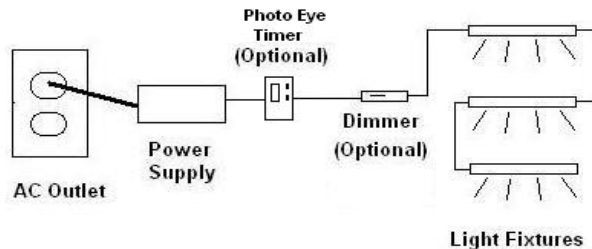
Power Supplies

Model Number	Power Level	Mounting Location
TLD-30WSO-F	30 Watts	Dry (Indoors or Enclosed Outdoors)
TLD-75WSO-F	75 Watts	Dry (Indoors or Enclosed Outdoors)
TLD-75WSO-DP	75 Watts	Damp Or Wet (Outdoors)

Accessories

Model Number	Description
TLD-OSD1	40 Watt Dimmer Module
TLD-OSD75	75 Watt Dimmer Module
TLD-OS	Photo Eye Timer

Circuit Guide




To Specify Fixture Use "xx" for Light Color and "y" for Enclosure Option

Fixture Section Dimensions and Light Color Options


Light Color Options

Choose "WW" or "35"

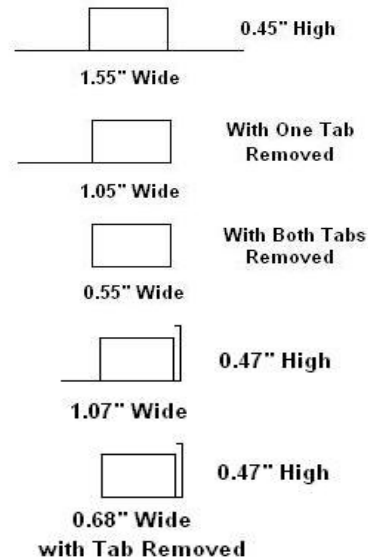


Enclosure Options

Choose "C" or "S"



Mounting Tabs can be Removed for Tight Space Installations



Linear Length Fit Guide For Tara Hardscape Fixtures

Call factory for linear measurements exceeding these tables

Very Bright						
Linear Length (Inches)		Fixtures Required				Run Wattage
		TBT-050	TBT-120	TBT-240	TBT-480	
6.0	to 12.0	1	-	-	-	3.0
12.0	to 18.0	-	1	-	-	6.0
18.0	to 24.0	1	1	-	-	9.0
24.0	to 30.0	-	-	1	-	12.0
30.0	to 36.0	1	-	1	-	15.0
36.0	to 42.0	-	1	1	-	18.0
42.0	to 48.0	1	1	1	-	21.0
48.0	to 54.0	-	-	-	1	24.0
54.0	to 60.0	1	-	-	1	27.0
60.0	to 66.0	-	1	-	1	30.0
66.0	to 72.0	1	1	-	1	33.0
72.0	to 78.0	-	-	1	1	36.0
78.0	to 84.0	1	-	1	1	39.0
84.0	to 90.0	-	1	1	1	42.0
90.0	to 96.0	1	1	1	1	45.0
96.0	to 102.0	-	-	-	2	48.0
102.0	to 108.0	1	-	-	2	51.0
108.0	to 114.0	-	1	-	2	54.0
114.0	to 120.0	1	1	-	2	57.0
120.0	to 126.0	-	-	1	2	60.0
126.0	to 132.0	1	-	1	2	63.0
132.0	to 138.0	-	1	1	2	66.0
138.0	to 144.0	1	1	1	2	69.0
144.0	to 150.0	-	-	-	3	72.0

Standard						
Linear Length (Inches)		Fixtures Required				Run Wattage
		TB-085	TB-175	TB-355	TB-445	
7.5	to 16.5	1	-	-	-	0.4
16.5	to 25.5	-	1	-	-	0.8
25.5	to 34.5	1	1	-	-	1.1
34.5	to 43.5	-	-	1	-	1.5
44.0	to 52.5	-	-	-	1	1.9
52.5	to 61.5	1	-	-	1	2.3
61.5	to 70.5	-	1	-	1	2.6
70.5	to 79.5	1	1	-	1	3.0
79.5	to 88.5	-	-	1	1	3.4
88.5	to 97.5	-	-	-	2	3.8
97.5	to 106.5	1	-	-	2	4.1
106.5	to 115.5	-	1	-	2	4.5
115.5	to 124.5	1	1	-	2	4.9
124.5	to 133.5	-	-	1	2	5.3
133.5	to 142.5	-	-	-	3	5.6
142.5	to 151.5	1	-	-	3	6.0
151.5	to 160.5	-	1	-	3	6.4
160.5	to 169.5	1	1	-	3	6.8
169.5	to 178.5	-	-	1	3	7.1
178.5	to 187.5	-	-	-	4	7.5
187.5	to 196.5	1	-	-	4	7.9
196.5	to 205.5	-	1	-	4	8.3
205.5	to 214.5	1	1	-	4	8.6
214.5	to 223.5	-	-	1	4	9.0
223.5	to 232.5	-	-	-	5	9.4
232.5	to 241.5	1	-	-	5	9.8
241.5	to 250.5	-	1	-	5	10.1
250.5	to 259.5	1	1	-	5	10.5
259.5	to 268.5	-	-	1	5	10.9
268.5	to 277.5	-	-	-	6	11.3

Bright							
Linear Length (Inches)		Fixtures Required					Run Wattage
		TBH-055	TBH-145	TBH-235	TBH-325	TBH-460	
4.5	to 9.0	1	-	-	-	0.4	
9.0	to 13.5	2	-	-	-	0.8	
13.5	to 18.0	-	1	-	-	1.1	
18.0	to 22.5	1	1	-	-	1.5	
22.5	to 27.0	-	-	1	-	1.9	
27.0	to 31.5	1	-	1	-	2.3	
31.5	to 36.0	-	-	-	1	2.6	
36.0	to 40.5	1	-	-	1	3.0	
40.5	to 45.0	2	-	-	1	3.4	
45.0	to 49.5	-	-	-	-	3.8	
49.5	to 54.0	1	-	-	-	4.1	
54.0	to 58.5	2	-	-	-	4.5	
58.5	to 63.0	-	1	-	-	4.9	
63.0	to 67.5	1	1	-	-	5.3	
67.5	to 72.0	-	-	1	-	5.6	
72.0	to 76.5	1	-	1	-	6.0	
76.5	to 81.0	-	-	-	1	6.4	
81.0	to 85.5	1	-	-	1	6.8	
85.5	to 90.0	2	-	-	1	7.1	
90.0	to 94.5	-	-	-	2	7.5	
94.5	to 99.0	1	-	-	-	7.9	
99.0	to 103.5	2	-	-	-	8.3	
103.5	to 108.0	-	1	-	-	8.6	
108.0	to 112.5	1	1	-	-	9.0	
112.5	to 117.0	-	-	1	-	9.4	
117.0	to 121.5	1	-	1	-	9.8	
121.5	to 126.0	-	-	-	1	10.1	
126.0	to 130.5	1	-	-	1	10.5	
130.5	to 135.0	2	-	-	1	10.9	
135.0	to 139.5	-	-	-	-	11.3	

Night Light				
Linear Length (Inches)		Fixtures Required		Run Wattage
		TCN-145	TCN-325	
13.5	to 31.5	1	-	0.4
31.5	to 49.5	-	1	0.8
49.5	to 67.5	1	1	1.1
67.5	to 85.5	-	2	1.5
85.5	to 103.5	1	2	1.9
103.5	to 121.5	-	3	2.3
121.5	to 139.5	1	3	2.6
139.5	to 157.5	-	4	3.0
157.5	to 175.5	1	4	3.4
175.5	to 193.5	-	5	3.8
193.5	to 211.5	1	5	4.1
211.5	to 229.5	-	6	4.5
229.5	to 247.5	1	6	4.9
247.5	to 265.5	-	7	5.3
265.5	to 283.5	1	7	5.6
283.5	to 301.5	-	8	6.0
301.5	to 319.5	1	8	6.4
319.5	to 337.5	-	9	6.8
337.5	to 355.5	1	9	7.1
355.5	to 373.5	-	10	7.5
373.5	to 391.5	1	10	7.9
391.5	to 409.5	-	11	8.3
409.5	to 427.5	1	11	8.6
427.5	to 445.5	-	12	9.0

The Lighting Division



Life in a New Light

The Lighting Division
100 Boxart Street - Suite 230
Rochester, NY 14612
Phone: 585.697.0093
Fax: 585.663.1432
www.thelightingdivision.com

Revised 12.30.2008

Save Real Money with LED Lighting...

Incandescent Based Technology

Traditional Light Source

Pathway Light - 8 pcs
Bulb 10 Watt Xenon



Hardscape Accent Light - 12 pcs
Bulb 10 Watt Xenon

200 Watts

Annual Electricity Costs \$72 (operating 6 hours per night)
Annual Re-Lamping Cost \$36 (bulbs only - no labor)

LED Based Technology

LED Light Source

Pathway Light - 8 pcs
LED Array - 3 Watts

48 Watts



Hardscape Accent Light
48 Linear Feet
24 Watts of LED Fixtures

Annual Electricity Costs \$18
Annual Re-Lamping Cost \$0

Greater Light Output

No UV and No IR = No Bugs!

Five Year Savings	\$ 450
Ten Year Savings	\$ 900
Twenty Year Savings	\$ 1,800 !!!

The Lighting Division



Life in a New Light

www.thelightingdivision.com

The Lighting Division
100 Boxart Street - Suite 230
Rochester, NY 14612
Phone: 585.697.0093
Fax: 585.663.1432

Revised 1.06.2009